

BREEDING WADERS ON WATERWAYS BREEDING BIRD SURVEY STRETCHES FIELD RECORDING SHEET



BTO
Looking out for birds



Observer name		Obs. code (office use only)	
WBBS stretch reference (e.g. TL1234)	<input type="text"/>	BW visit (1, 2, 3, etc.)	<input type="text"/>
Visit date (must be in May, June or July)	dd/mm/yyyy		Transect start time hh:mm
Weather codes 1, 2 or 3	Cloud <input type="text"/>	Rain <input type="text"/>	Transect finish time hh:mm
	Wind <input type="text"/>	Visibility <input type="text"/>	


Distance categories:


- 0 – 25 metres from the transect line.
- 25 – 100 metres from the transect line.
- More than 100 metres from the transect line.
- Birds in flight only, at any distance (record on sheets using an arrow, e.g. GP[↑]).
- Waders in display flight should be recorded in the relevant distance band, i.e. the estimated mid-point of their display.
- Waders flying through the site should be recorded as in flight, unless they are seen to land or are performing a display flight (see above) when they should be noted in the appropriate distance category.

Each box below represents one transect section (1 – 10), divided into distance bands (not drawn to scale).


100m	25m	25m	100m	
3	2	1	2	3
START (note start time)				
Notes on mammals, colonies, etc.				

100m	25m	25m	100m	
3	2	1	2	3
Notes on mammals, colonies, etc.				


100m	25m	25m	100m	
3	2	1	2	3
				
Notes on mammals, colonies, etc.				

100m	25m	25m	100m	
3	2	1	2	3
				
Note start time				
Notes on mammals, colonies, etc.				



100m	25m	25m	100m	
3	2	1	2	3
				
Notes on mammals, colonies, etc.				

BREAK

100m	25m	25m	100m	
3	2	1	2	3
				
Note end time				
Notes on mammals, colonies, etc.				

100m	25m	25m	100m	
3	2	1	2	3
Notes on mammals, colonies, etc.				

100m	25m	END	25m	100m
3	2	1	2	3
Note end time 				
Notes on mammals, colonies, etc.				

100m	25m	25m	100m	
3	2	1	2	3
Notes on mammals, colonies, etc.				

100m	25m	25m	100m	
3	2	1	2	3
Notes on mammals, colonies, etc.				

RELEVANT BTO SPECIES CODES

CS	Common Sandpiper	GP	Golden Plover	RK	Redshank
CU	Curlew	L.	Lapwing	RP	Ringed Plover
DN	Dunlin	OC	Oystercatcher	SN	Snipe

Box 2: Common wader species two-letter codes and key behaviour symbology for use on recording forms and maps.

Common wader codes: **L.** – Lapwing; **CU** – Curlew; **OC** – Oystercatcher; **RK** – Redshank; **CS** – Common Sandpiper; **DN** – Dunlin; **GP** – Golden Plover; **RP** – Ringed Plover; **SN** – Snipe

Behaviour symbols: CU (Curlew) used as examples but symbols apply to all species above.

CU	Curlew recorded not displaying or showing behaviour consistent with having dependent young	CU	Displaying/'singing' Curlew
<u>CU</u>	Curlew showing behaviour consistent with having dependent young (intense, persistent alarm-calling, reluctance to leave the area, flying towards/circling the observer, short flushing distances or distraction display)	CU + 3juv(S)	Adult with three small, less than half adult-sized, chicks (juveniles)
		CU +3juv(L)	Adult with three half adult-sized, or larger, chicks (juveniles)

Please make ample notes as well as using these symbols, they will help you to provide the required summaries in the BBS Breeding Wader Data Entry Form.

RETURN OF DATA

Due to the nature of the data recorded for this survey you will not be able to submit data through the normal online BBS Online system, instead we would ask you to:

1. Transfer your field records onto the excel file 'BW Data Spreadsheet' under the WBBS tab.
2. You can email these to waders@bto.org (please include the phrase "BW survey" in the title) or post a printed copy to BTO Scotland, Beta Centre (Unit 15), Stirling University Innovation Park, Stirling, FK9 4NF, Scotland.

PRIVACY POLICY

If you are providing name, address and other personal details, BTO will store and use your personal details in line with our published Privacy Policy. You can specify your preferences surrounding the way we contact you at any time. For further details, see www.bto.org, or email info@bto.org, or phone 01842 750050.

If you have any queries about the Breeding Wader survey on your WBBS stretch, please call: 01786 458021, or email: waders@bto.org.

Finally, thank you for volunteering for the WBBS, and we hope that you enjoy taking part in the Breeding Wader survey on your WBBS stretch!